



Round 1 - Winton : 10 & 11 April

FORMULA SPORT

Leg 1

Date: 10/04/21
Event: R04
Weather: Cloudy - Temp: 18C
Track: Dry

Started at: 14:19:14
Laps: 5
Starters: 35
Printed at: 14:28

PROVISIONAL CLASSIFICATION

Pos	No	Name	Class	Machine	Laps	Race Time	Behind Leader	Behind Prev	Fastest Lap	On Lap	Top Speed
1	119	Aaron ROGERS / Thai on the island	PM6	Yamaha R6 600	5	7:22.674			1:27.117	4	201
2	21	Daniel LEONARD / The Grinning Dingo / Ords M-cycles	PM6	Yamaha R6 600	5	7:22.763	.089	.089	1:26.599	3	206
3	808	Joseph MARINELLO	PM6	Yamaha R6 600	5	7:31.908	9.234	9.145	1:28.831	3	211
4	65	Nathan McKENZIE	PM1	Suzuki GSXR 1000	5	7:32.181	9.507	.273	1:29.097	2	220
5	52a	Mitchell HAWKSLEY / M-cycle City Tas / Launceston Environmental Services / Engine Reco & Parts	PM6	Honda CBR RR 600	5	7:33.932	11.258	1.751	1:28.856	3	206
6	77	Brendan HOLDEN	PM6	Kawasaki ZX6R 600	5	7:39.013	16.339	5.081	1:30.243	5	207
7	22a	Bryce THOMPSON / Top Tune M-cycles / Murray Valley Training Centre	PM6	Honda CBR RR 600	5	7:39.215	16.541	.202	1:29.814	5	203
8	39	Alastair LOOMES	PM1	Honda CBR RR 1000	5	7:44.247	21.573	5.032	1:30.214	3	220
9	41	Philip BUCKMAN / CDS Fabrications	PM1	Suzuki GSXR 1000	5	7:48.106	25.432	3.859	1:32.033	3	227
10	36	Chris DUFFY / Bakery On Broadway / Lynchys Garage / BLS Racing	PM1	Suzuki GSXR 1000	5	7:52.303	29.629	4.197	1:32.550	4	217
11	22	Glenn NANKERVIS / Traralgon 4WD / Nankervis Motorsport	PM6	Yamaha R6 600	5	7:57.434	34.760	5.131	1:33.468	3	199
12	26	James KIELY / Know-How Carpentry / Race Center / Siemec / Fusport	PM6	Yamaha R6 600	5	7:58.554	35.880	1.120	1:32.011	2	208
13	211	Jeffrey HILL	PM1	Kawasaki ZX10R 1000	5	8:00.257	37.583	1.703	1:33.434	2	213
14	15	Richard MARROCCHINI	TKB	Ducati 1198	5	8:07.357	44.683	7.100	1:35.014	3	210
15	8	Brandon LEVIN	PM6	Yamaha R6 600	5	8:08.209	45.535	.852	1:34.278	5	199
16	37a	Graham SNAITH	PM1	Yamaha R1 1000	5	8:08.209	45.535	.000	1:35.037	3	208
17	686	Tracey DAVIES / Maple Leaf Racing / Grinning Dingo / Race Bike Tyre Supp. / Throttle Gals Mag.	TBK	Ducati P-gale 1199	5	8:22.716	1:00.042	14.507	1:37.508	5	216
18	T61	Joshua REES / Walk the line tattoo / F45 / Moto elite	PM6	Kawasaki ZX6R 600	5	8:24.032	1:01.358	1.316	1:35.517	5	199
19	333	Peter HARRISON	PM6	Yamaha R6 600	5	8:25.270	1:02.596	1.238	1:37.099	3	195
20	15a	Johnathon HENDERSON	PM6	Honda CBR RR 600	5	8:25.905	1:03.231	.635	1:35.722	4	196
21	62	Phillip BURKE	TBK	Ducati 1198 S	5	8:26.051	1:03.377	.146	1:35.458	4	210
22	6	Cori BOURNE / Pedders Suspension Shepp. / Nubs Brake Supplies / Shepp. Service Centre	PM1	Suzuki GSXR 1000	5	8:26.791	1:04.117	.740	1:35.498	5	218
23	99	Doug HALL	P67	Suzuki TLR 1000	5	8:32.985	1:10.311	6.194	1:37.692	5	189
24	37b	Paul CONWAY	P67	Yamaha R1 1000	5	8:38.495	1:15.821	5.510	1:40.694	5	196

Chief Timekeeper - Colin Rothwell

Clerk of Course - Tony Bolin



COMPUTIME RACE TIMING SYSTEMS PTY LTD
www.computime.com.au

E-mail: scott@computime.com.au / Ph: 0418 17 13 17





Round 1 - Winton : 10 & 11 April
FORMULA SPORT

Leg 1

Date: 10/04/21
Event: R04
Weather: Cloudy - Temp: 18C
Track: Dry

Started at: 14:19:14
Laps: 5
Starters: 35
Printed at: 14:28

PROVISIONAL CLASSIFICATION

Pos	No	Name	Class	Machine	Laps	Race Time	Behind Leader	Behind Prev	Fastest Lap	On Lap	Top Speed
25	48	Robert DAFF / Rotunda Racing	TBK	Ducati 998	5	8:42.416	1:19.742	3.921	1:39.579	5	197
26	39a	Dean YAGAN	TBK	KTM Duke 890 R	5	8:42.453	1:19.779	.037	1:39.875	4	185
27	81	Gary TIDD / Waterjet Solutions	TBK	Ducati 1198	5	8:51.636	1:28.962	9.183	1:39.808	4	206
28	71a	Tony SIMS / Oaks Performance Motorcycles	PM6	Honda CBR RR 600	5	8:51.920	1:29.246	.284	1:40.566	5	197
29	42	Dick LODGE / The Rock Adventure Centre / Industry Boulders / Road and River	PM1	Yamaha R1 1000	5	8:58.797	1:36.123	6.877	1:43.555	5	205
30	808a	Thomas HERBERT		Yamaha R3 300	5	9:03.889	1:41.215	5.092	1:44.129	5	163
31	62a	Francis DILLON	PM1	Ducati 916	4	7:23.539	1 Lap		1:46.244	3	187
32	88	Clo HENNESSY / GLE	P67	Honda CBR 250	4	7:35.039	1 Lap	11.500	1:48.733	2	154
DNF	50	Kym GROSSER	P67	Yamaha R1 1000	2	3:24.207	3 Laps		1:35.474	2	207
DNF	262	Danyon ARNOLD	PM6	Honda CBR RR 600	0		5 Laps				85
DNF	616	William DOWNIE / Bakery on Broadway	PM1	Suzuki GSXR 1000	0		5 Laps	1.183			119

Fastest Lap was 1:26.599 by Daniel LEONARD

The results are provisional until the end of the time limit for protests and appeals.

Chief Timekeeper - Colin Rothwell

Clerk of Course - Tony Bolin



COMPUTIME RACE TIMING SYSTEMS PTY LTD
www.computime.com.au

E-mail: scott@computime.com.au / Ph: 0418 17 13 17





Round 1 - Winton : 10 & 11 April

FORMULA SPORT

Leg 1

Date: 10/04/21
Event: R04
Weather: Cloudy - Temp: 18C
Track: Dry

Started at: 14:19:14
Laps: 5
Starters: 35
Printed at: 14:28

PROVISIONAL LAP TIMES

No	Name	Lap 1	Lap 2	Lap 3	Lap 4	Lap 5
6	Cori BOURNE	1:59.806	1:36.771	1:38.779	1:35.937	1:35.498
8	Brandon LEVIN	1:48.074	1:35.327	1:34.715	1:35.815	1:34.278
15	Richard MARROCCHINI	1:46.685	1:35.467	1:35.014	1:35.080	1:35.111
15a	Johnathon HENDERSON	1:58.717	1:36.926	1:38.586	1:35.722	1:35.954
21	Daniel LEONARD	1:33.757	1:27.942	1:26.599	1:27.215	1:27.250
22	Glenn NANKERVIS	1:41.816	1:33.920	1:33.468	1:34.150	1:34.080
22a	Bryce THOMPSON	1:36.344	1:32.071	1:30.675	1:30.311	1:29.814
26	James KIELY	1:42.853	1:32.011	1:32.551	1:33.978	1:37.161
36	Chris DUFFY	1:40.187	1:33.592	1:33.150	1:32.550	1:32.824
37a	Graham SNAITH	1:47.205	1:35.212	1:35.037	1:35.566	1:35.189
37b	Paul CONWAY	1:52.705	1:41.984	1:41.683	1:41.429	1:40.694
39	Alastair LOOMES	1:40.018	1:31.713	1:30.214	1:30.712	1:31.590
39a	Dean YAGAN	1:59.824	1:40.823	1:41.534	1:39.875	1:40.397
41	Philip BUCKMAN	1:38.386	1:32.322	1:32.033	1:32.625	1:32.740
42	Dick LODGE	2:02.415	1:43.929	1:45.151	1:43.747	1:43.555
48	Robert DAFF	2:01.805	1:39.818	1:40.680	1:40.534	1:39.579
50	Kym GROSSER	1:48.733	1:35.474			
52a	Mitchell HAWKSLEY	1:35.511	1:29.608	1:28.856	1:29.848	1:30.109
T61	Joshua REES	1:54.176	1:40.881	1:37.844	1:35.614	1:35.517
62	Phillip BURKE	1:54.948	1:40.689	1:38.921	1:35.458	1:36.035
62a	Francis DILLON	2:02.108	1:48.487	1:46.244	1:46.700	
65	Nathan MCKENZIE	1:34.620	1:29.097	1:29.506	1:29.280	1:29.678
71a	Tony SIMS	2:03.231	1:44.067	1:43.247	1:40.809	1:40.566
77	Brendan HOLDEN	1:36.695	1:30.698	1:30.497	1:30.880	1:30.243
81	Gary TIDD	2:03.636	1:44.187	1:43.119	1:39.808	1:40.886
88	Clo HENNESSY	2:06.723	1:48.733	1:49.263	1:50.320	
99	Doug HALL	1:58.766	1:39.769	1:38.614	1:38.144	1:37.692
119	Aaron ROGERS	1:32.169	1:27.243	1:27.791	1:27.117	1:28.354
211	Jeffrey HILL	1:39.463	1:33.434	1:35.411	1:35.834	1:36.115
333	Peter HARRISON	1:52.996	1:40.704	1:37.099	1:37.367	1:37.104
686	Tracey DAVIES	1:50.599	1:37.913	1:38.855	1:37.841	1:37.508
808	Joseph MARINELLO	1:35.638	1:29.514	1:28.831	1:28.859	1:29.066

Chief Timekeeper - Colin Rothwell

Clerk of Course - Tony Bolin



COMPUTIME RACE TIMING SYSTEMS PTY LTD
www.computime.com.au

E-mail: scott@computime.com.au / Ph: 0418 17 13 17





Round 1 - Winton : 10 & 11 April
FORMULA SPORT

Date: 10/04/21
Event: R04
Weather: Cloudy - Temp: 18C
Track: Dry

Leg 1

Started at: 14:19:14
Laps: 5
Starters: 35
Printed at: 14:29


PROVISIONAL LAP TIMES

No	Name	Lap 1	Lap 2	Lap 3	Lap 4	Lap 5
808a	Thomas HERBERT	2:02.888	1:46.947	1:44.816	1:45.109	<u>1:44.129</u>

The results are provisional until the end of the time limit for protests and appeals.

Chief Timekeeper - Colin Rothwell

Clerk of Course - Tony Bolin



COMPUTIME RACE TIMING SYSTEMS PTY LTD
www.computime.com.au

E-mail: scott@computime.com.au / Ph: 0418 17 13 17





Round 1 - Winton : 10 & 11 April
FORMULA SPORT

Leg 1

Date: 10/04/21
Event: R04
Weather: Cloudy - Temp: 18C
Track: Dry

Started at: 14:19:14
Laps: 5
Starters: 35
Printed at: 14:29

PROVISIONAL SPLIT TIMES

Lap	Split 1	Split 2	Split 3	Lap Time	Spd	Lap	Split 1	Split 2	Split 3	Lap Time	Spd
6 Cori BOURNE (22th)						3	28.829	33.856	30.783	1:33.468	199
1	46.535	40.931	32.340	1:59.806	118	4	28.831	34.549	30.770	1:34.150	196
2	30.320	35.433	31.018	1:36.771	208	5	29.115	34.214	30.751	1:34.080	194
3	31.014	36.618	31.147	1:38.779	205	22a Bryce THOMPSON (7th)					
4	29.751	35.445	30.741	1:35.937	211	1	33.509	32.851	29.984	1:36.344	72
5	30.009	35.132	30.357	1:35.498	218	2	29.130	32.771	30.170	1:32.071	203
8 Brandon LEVIN (15th)						3	28.138	32.759	29.778	1:30.675	202
1	40.622	35.887	31.565	1:48.074	112	4	28.265	32.445	29.601	1:30.311	202
2	29.602	34.524	31.201	1:35.327	199	5	27.820	32.517	29.477	1:29.814	203
3	29.376	34.276	31.063	1:34.715	199	26 James KIELY (12th)					
4	29.863	34.218	31.734	1:35.815	196	1	38.388	34.583	29.882	1:42.853	102
5	29.345	34.080	30.853	1:34.278	197	2	28.340	33.951	29.720	1:32.011	207
15 Richard MARROCCHINI (14th)						3	28.431	34.189	29.931	1:32.551	208
1	40.310	35.713	30.662	1:46.685	105	4	28.966	34.118	30.894	1:33.978	207
2	30.144	34.510	30.813	1:35.467	210	5	28.567	34.104	34.490	1:37.161	206
3	29.967	33.914	31.133	1:35.014	208	36 Chris DUFFY (10th)					
4	30.456	34.224	30.400	1:35.080	202	1	35.443	34.426	30.318	1:40.187	100
5	30.314	34.058	30.739	1:35.111	203	2	29.215	34.200	30.177	1:33.592	217
15a Johnathon HENDERSON (20th)						3	29.044	34.308	29.798	1:33.150	215
1	46.878	39.964	31.875	1:58.717	125	4	29.105	33.642	29.803	1:32.550	214
2	29.740	35.304	31.882	1:36.926	196	5	28.836	34.021	29.967	1:32.824	215
3	31.150	36.280	31.156	1:38.586	191	37a Graham SNAITH (16th)					
4	29.544	35.014	31.164	1:35.722	196	1	40.977	35.500	30.728	1:47.205	110
5	29.382	35.586	30.986	1:35.954	196	2	29.991	34.354	30.867	1:35.212	208
21 Daniel LEONARD (2nd)						3	30.109	33.927	31.001	1:35.037	203
1	32.085	31.922	29.750	1:33.757	65	4	30.658	34.330	30.578	1:35.566	196
2	27.560	31.471	28.911	1:27.942	205	5	30.501	34.094	30.594	1:35.189	208
3	26.696	31.367	28.536	1:26.599	205	37b Paul CONWAY (24th)					
4	26.824	31.326	29.065	1:27.215	205	1	42.238	37.284	33.183	1:52.705	130
5	26.934	31.576	28.740	1:27.250	206	2	31.938	37.364	32.682	1:41.984	196
22 Glenn NANKERVIS (11th)						3	31.829	37.282	32.572	1:41.683	173
1	37.560	33.750	30.506	1:41.816	96	4	31.973	36.844	32.612	1:41.429	174
2	28.584	33.916	31.420	1:33.920	197	5	31.957	36.610	32.127	1:40.694	175

Chief Timekeeper - Colin Rothwell

Clerk of Course - Tony Bolin



COMPUTIME RACE TIMING SYSTEMS PTY LTD
www.computime.com.au

E-mail: scott@computime.com.au / Ph: 0418 17 13 17





Round 1 - Winton : 10 & 11 April
FORMULA SPORT

Leg 1

Started at: 14:19:14

Laps: 5

Starters: 35

Printed at: 14:29

Date: 10/04/21
Event: R04
Weather: Cloudy - Temp: 18C
Track: Dry

PROVISIONAL SPLIT TIMES

Lap	Split 1	Split 2	Split 3	Lap Time	Spd	Lap	Split 1	Split 2	Split 3	Lap Time	Spd
39 Alastair LOOMES (8th)						52a Mitchell HAWKSLEY (5th)					
1	35.962	33.904	30.152	1:40.018	104	1	33.197	32.687	29.627	1:35.511	87
2	28.332	33.906	29.475	1:31.713	216	2	28.005	31.971	29.632	1:29.608	205
3	28.021	32.908	29.285	1:30.214	220	3	27.321	32.348	29.187	1:28.856	203
4	27.918	33.113	29.681	1:30.712	216	4	27.832	32.596	29.420	1:29.848	203
5	28.966	33.180	29.444	1:31.590	217	5	27.657	32.451	30.001	1:30.109	206
39a Dean YAGAN (26th)						T61 Joshua REES (18th)					
1	46.180	40.779	32.865	1:59.824	137	1	45.524	36.477	32.175	1:54.176	122
2	31.622	36.691	32.510	1:40.823	185	2	30.962	37.021	32.898	1:40.881	199
3	31.695	37.306	32.533	1:41.534	184	3	31.548	35.083	31.213	1:37.844	193
4	31.157	36.438	32.280	1:39.875	183	4	29.265	34.852	31.497	1:35.614	198
5	31.412	36.670	32.315	1:40.397	182	5	29.644	34.594	31.279	1:35.517	199
41 Philip BUCKMAN (9th)						62 Phillip BURKE (21th)					
1	34.697	33.855	29.834	1:38.386	92	1	46.055	37.319	31.574	1:54.948	140
2	28.342	33.715	30.265	1:32.322	227	2	30.644	37.022	33.023	1:40.689	210
3	28.484	33.328	30.221	1:32.033	216	3	31.619	36.584	30.718	1:38.921	197
4	28.492	33.860	30.273	1:32.625	217	4	29.647	35.167	30.644	1:35.458	207
5	28.587	33.932	30.221	1:32.740	222	5	30.038	35.186	30.811	1:36.035	209
42 Dick LODGE (29th)						62a Francis DILLON (31th)					
1	46.828	41.807	33.780	2:02.415	144	1	46.594	41.035	34.479	2:02.108	131
2	32.945	38.700	32.284	1:43.929	197	2	33.748	40.073	34.666	1:48.487	187
3	32.830	39.814	32.507	1:45.151	204	3	33.025	38.875	34.344	1:46.244	186
4	32.669	38.788	32.290	1:43.747	200	4	33.020	39.123	34.557	1:46.700	187
5	32.789	38.678	32.088	1:43.555	205	65 Nathan McKENZIE (4th)					
48 Robert DAFF (25th)						1	33.065	32.443	29.112	1:34.620	80
1	47.633	40.383	33.789	2:01.805	120	2	27.777	32.149	29.171	1:29.097	220
2	31.040	36.603	32.175	1:39.818	197	3	28.145	32.605	28.756	1:29.506	217
3	31.304	36.613	32.763	1:40.680	196	4	27.856	32.624	28.800	1:29.280	219
4	31.159	36.370	33.005	1:40.534	196	5	27.753	32.828	29.097	1:29.678	219
5	31.057	36.342	32.180	1:39.579	194	71a Tony SIMS (28th)					
50 Kym GROSSER (DNF)						1	47.314	41.832	34.085	2:03.231	125
1	41.175	35.866	31.692	1:48.733	117	2	32.688	38.494	32.885	1:44.067	171
2	30.079	34.400	30.995	1:35.474	199	3	32.007	38.384	32.856	1:43.247	195

Chief Timekeeper - Colin Rothwell

Clerk of Course - Tony Bolin



COMPUTIME RACE TIMING SYSTEMS PTY LTD
www.computime.com.au

E-mail: scott@computime.com.au / Ph: 0418 17 13 17





Round 1 - Winton : 10 & 11 April
FORMULA SPORT

Leg 1

Started at: **14:19:14**

Laps: **5**

Starters: **35**

Printed at: **14:29**

Date: **10/04/21**
Event: **R04**
Weather: **Cloudy - Temp: 18C**
Track: **Dry**


PROVISIONAL SPLIT TIMES

Lap	Split 1	Split 2	Split 3	Lap Time	Spd	Lap	Split 1	Split 2	Split 3	Lap Time	Spd
4	30.949	37.287	32.573	1:40.809	197	211 Jeffrey HILL (13th)					
5	31.303	37.055	32.208	1:40.566	197	1	34.941	34.323	30.199	1:39.463	110
77 Brendan HOLDEN (6th)						2	28.745	33.965	30.724	1:33.434	213
1	33.981	33.063	29.651	1:36.695	88	3	29.362	35.108	30.941	1:35.411	205
2	28.195	32.832	29.671	1:30.698	207	4	29.496	35.027	31.311	1:35.834	201
3	27.902	32.958	29.637	1:30.497	204	5	30.083	35.202	30.830	1:36.115	190
4	28.040	32.921	29.919	1:30.880	204	333 Peter HARRISON (19th)					
5	28.106	32.454	29.683	1:30.243	203	1	44.045	36.487	32.464	1:52.996	134
81 Gary TIDD (27th)						2	31.794	36.994	31.916	1:40.704	195
1	45.899	41.587	36.150	2:03.636	136	3	30.215	35.095	31.789	1:37.099	191
2	33.178	39.063	31.946	1:44.187	190	4	30.818	35.321	31.228	1:37.367	193
3	31.970	39.272	31.877	1:43.119	206	5	30.346	34.993	31.765	1:37.104	193
4	31.608	36.570	31.630	1:39.808	192	686 Tracey DAVIES (17th)					
5	31.717	37.026	32.143	1:40.886	200	1	41.860	36.347	32.392	1:50.599	126
88 Clo HENNESSY (32th)						2	31.143	35.110	31.660	1:37.913	216
1	49.145	41.281	36.297	2:06.723	113	3	31.347	35.533	31.975	1:38.855	208
2	33.982	38.394	36.357	1:48.733	154	4	30.643	35.441	31.757	1:37.841	207
3	33.768	38.839	36.656	1:49.263	151	5	31.008	35.162	31.338	1:37.508	212
4	33.900	39.580	36.840	1:50.320	151	808 Joseph MARINELLO (3rd)					
99 Doug HALL (23th)						1	33.594	32.979	29.065	1:35.638	80
1	46.376	39.149	33.241	1:58.766	122	2	27.928	32.280	29.306	1:29.514	211
2	30.866	35.824	33.079	1:39.769	189	3	27.510	32.418	28.903	1:28.831	207
3	30.171	36.091	32.352	1:38.614	189	4	27.269	32.825	28.765	1:28.859	209
4	30.591	35.104	32.449	1:38.144	188	5	27.528	32.264	29.274	1:29.066	210
5	30.187	35.287	32.218	1:37.692	189	808a Thomas HERBERT (30th)					
119 Aaron ROGERS (1st)						1	47.824	40.057	35.007	2:02.888	14
1	31.455	31.821	28.893	1:32.169	54	2	33.269	39.036	34.642	1:46.947	163
2	26.548	31.668	29.027	1:27.243	201	3	32.495	37.503	34.818	1:44.816	160
3	26.812	31.709	29.270	1:27.791	197	4	32.430	37.593	35.086	1:45.109	160
4	26.772	31.425	28.920	1:27.117	199	5	32.378	37.524	34.227	1:44.129	159
5	26.920	32.242	29.192	1:28.354	197						

The results are provisional until the end of the time limit for protests and appeals.

Chief Timekeeper - Colin Rothwell

Clerk of Course - Tony Bolin



COMPUTIME RACE TIMING SYSTEMS PTY LTD
www.computime.com.au

E-mail: scott@computime.com.au / Ph: 0418 17 13 17





Round 1 - Winton : 10 & 11 April
FORMULA SPORT

Leg 1

Started at: **14:19:14**
 Laps: **5**
 Starters: **35**
 Printed at: **14:29**

Date: **10/04/21**
 Event: **R04**
 Weather: **Cloudy - Temp: 18C**
 Track: **Dry**


PROVISIONAL FASTEST LAPS SEQUENCE

Lap	Race Pos	No	Name	Machine	Fastest Lap	On Lap
1	1	119	Aaron ROGERS	Yamaha R6 600	1:32.169	1
2	1	119	Aaron ROGERS	Yamaha R6 600	1:27.243	2
3	2	21	Daniel LEONARD	Yamaha R6 600	1:26.599	3

The results are provisional until the end of the time limit for protests and appeals.

Chief Timekeeper - Colin Rothwell

Clerk of Course - Tony Bolin



COMPUTIME RACE TIMING SYSTEMS PTY LTD
www.computime.com.au

E-mail: scott@computime.com.au / Ph: 0418 17 13 17





Round 1 - Winton : 10 & 11 April

FORMULA SPORT

Leg 1

Started at: 14:19:14

Date: 10/04/21

Event: R04

Laps: 5

Weather: Cloudy - Temp: 18C

Starters: 35

Track: Dry

Printed at: 14:29

PROVISIONAL LAP SHEET

Table with 12 columns: No, Lap Time, Gap, No, Lap Time, Gap, No, Lap Time, Gap, No, Lap Time, Gap, No, Lap Time, Gap. Rows represent laps 1 through 5 for various rider numbers.

Handwritten signature of Colin Rothwell

Chief Timekeeper - Colin Rothwell

Handwritten signature of Tony Bolin

Clerk of Course - Tony Bolin



COMPUTIME RACE TIMING SYSTEMS PTY LTD www.computime.com.au

E-mail: scott@computime.com.au / Ph: 0418 17 13 17





Round 1 - Winton : 10 & 11 April
FORMULA SPORT

Leg 1

Started at: 14:19:14
Laps: 5
Starters: 35
Printed at: 14:29

Date: 10/04/21
Event: R04
Weather: Cloudy - Temp: 18C
Track: Dry

PROVISIONAL LAP SHEET

No	Lap Time	Gap
62	1:36.035	1:03.37
6	1:35.498	1:04.11
99	1:37.692	1:10.31
37b	1:40.694	1:15.82
48	1:39.579	1:19.74
39a	1:40.397	1:19.77
81	1:40.886	1:28.96
71a	1:40.566	1:29.24
42	1:43.555	1:36.12
808a	1:44.129	1:41.21

The results are provisional until the end of the time limit for protests and appeals.

Chief Timekeeper - Colin Rothwell

Clerk of Course - Tony Bolin



COMPUTIME RACE TIMING SYSTEMS PTY LTD
www.computime.com.au

E-mail: scott@computime.com.au / Ph: 0418 17 13 17





Round 1 - Winton : 10 & 11 April

FORMULA SPORT

Leg 1

Started at: 14:19:14

Date: 10/04/21

Event: R04

Laps: 5

Weather: Cloudy - Temp: 18C

Starters: 35

Track: Dry

Printed at: 14:29

PROVISIONAL LAP CHART

Grid	1	2	3	4	5
119	119	119	119	119	119
121	21	21	21	21	21
21	65	65	65	65	808
22a	52a	52a	52a	808	65
65	808	808	808	52a	52a
808	22a	77	77	77	77
52a	77	22a	22a	22a	22a
777	41	41	39	39	39
262	211	39	41	41	41
41	39	211	36	36	36
36	36	36	26	26	22
22	22	26	211	22	26
39	26	22	22	211	211
211	15	15	15	15	15
26	37a	37a	37a	37a	8
95	8	8	8	8	37a
15	50	50	686	686	686
8	686	686	333	333	T61
6	37b	333	T61	T61	333
37a	333	37b	15a	15a	15a
616	T61	T61	62	62	62
50	62	62	6	6	6
15a	15a	15a	37b	99	99
85	99	6	99	37b	37b
686	6	99	39a	39a	48
T61	39a	39a	48	48	39a
99	48	48	71a	81	81
81	62a	42	81	71a	71a
48	42	71a	42	42	42
37b	808a	81	808a	808a	808a
333	71a	808a	62a	62a	
62	81	62a	88	88	
71a	88	88			
39a					

Chief Timekeeper - Colin Rothwell

Clerk of Course - Tony Bolin



COMPUTIME RACE TIMING SYSTEMS PTY LTD
www.computime.com.au

E-mail: scott@computime.com.au / Ph: 0418 17 13 17





Round 1 - Winton : 10 & 11 April
FORMULA SPORT
Leg 1

Date: 10/04/21
 Event: R04
 Weather: Cloudy - Temp: 18C
 Track: Dry

Started at: 14:19:14
 Laps: 5
 Starters: 35
 Printed at: 14:29

PROVISIONAL LAP CHART

Grid	1	2	3	4	5
88					
62a					
75					

The results are provisional until the end of the time limit for protests and appeals.

Chief Timekeeper - Colin Rothwell

Clerk of Course - Tony Bolin



COMPUTIME RACE TIMING SYSTEMS PTY LTD
www.computime.com.au

E-mail: scott@computime.com.au / Ph: 0418 17 13 17





Round 1 - Winton : 10 & 11 April

FORMULA SPORT

Leg 1

Started at: 14:19:14

Laps: 5

Starters: 35

Printed at: 14:29

Date: 10/04/21
Event: R04
Weather: Cloudy - Temp: 18C
Track: Dry

PROVISIONAL BEST PARTIAL TIMES

Pos	Split 1		Split 2		Split 3		LAP		Ideal	Fastest
	Name	Time	Name	Time	Name	Time	Name	Time		
1	A. ROGERS	26.548	D. LEONARD	31.326	D. LEONARD	28.536	D. LEONARD	1:26.558	1:26.599	
2	D. LEONARD	26.696	A. ROGERS	31.425	N. McKENZIE	28.756	A. ROGERS	1:26.866	1:27.117	
3	J. MARINELLO	27.269	M. HAWKSLEY	31.971	J. MARINELLO	28.765	J. MARINELL	1:28.298	1:28.831	
4	M. HAWKSLEY	27.321	N. McKENZIE	32.149	A. ROGERS	28.893	M. HAWKSLE	1:28.479	1:28.856	
5	N. McKENZIE	27.753	J. MARINELLO	32.264	M. HAWKSLEY	29.187	N. McKENZIE	1:28.658	1:29.097	
6	B. THOMPSON	27.820	B. THOMPSON	32.445	A. LOOMES	29.285	B. THOMPSON	1:29.742	1:29.814	
7	B. HOLDEN	27.902	B. HOLDEN	32.454	B. THOMPSON	29.477	B. HOLDEN	1:29.993	1:30.243	
8	A. LOOMES	27.918	A. LOOMES	32.908	B. HOLDEN	29.637	A. LOOMES	1:30.111	1:30.214	
9	J. KIELY	28.340	P. BUCKMAN	33.328	J. KIELY	29.720	P. BUCKMAN	1:31.504	1:32.033	
10	P. BUCKMAN	28.342	C. DUFFY	33.642	C. DUFFY	29.798	J. KIELY	1:32.011	1:32.011	
11	G. NANKERVIS	28.584	G. NANKERVIS	33.750	P. BUCKMAN	29.834	C. DUFFY	1:32.276	1:32.550	
12	J. HILL	28.745	R. MARROCCHINI	33.914	J. HILL	30.199	G. NANKERVI	1:32.840	1:33.468	
13	C. DUFFY	28.836	G. SNAITH	33.927	C. BOURNE	30.357	J. HILL	1:32.909	1:33.434	
14	J. REES	29.265	J. KIELY	33.951	R. MARROCCHINI	30.400	B. LEVIN	1:34.278	1:34.278	
15	B. LEVIN	29.345	J. HILL	33.965	G. NANKERVIS	30.506	R. MARROCC	1:34.281	1:35.014	
16	J. HENDERSON	29.382	B. LEVIN	34.080	G. SNAITH	30.578	G. SNAITH	1:34.496	1:35.037	
17	K. GROSSER	29.643	K. GROSSER	34.400	P. BURKE	30.644	K. GROSSER	1:35.038	1:35.474	
18	P. BURKE	29.647	J. REES	34.594	B. LEVIN	30.853	J. REES	1:35.072	1:35.517	
19	C. BOURNE	29.751	P. HARRISON	34.993	J. HENDERSON	30.986	C. BOURNE	1:35.240	1:35.498	
20	R. MARROCCHINI	29.967	J. HENDERSON	35.014	K. GROSSER	30.995	J. HENDERSO	1:35.382	1:35.722	
21	G. SNAITH	29.991	D. HALL	35.104	J. REES	31.213	P. BURKE	1:35.458	1:35.458	
22	D. HALL	30.171	T. DAVIES	35.110	P. HARRISON	31.228	P. HARRISON	1:36.436	1:37.099	
23	P. HARRISON	30.215	C. BOURNE	35.132	T. DAVIES	31.338	T. DAVIES	1:37.091	1:37.508	
24	T. DAVIES	30.643	P. BURKE	35.167	G. TIDD	31.630	D. HALL	1:37.493	1:37.692	
25	T. SIMS	30.949	R. DAFF	36.342	D. LODGE	32.088	R. DAFF	1:39.557	1:39.579	
26	R. DAFF	31.040	D. YAGAN	36.438	P. CONWAY	32.127	G. TIDD	1:39.808	1:39.808	
27	D. YAGAN	31.157	G. TIDD	36.570	R. DAFF	32.175	D. YAGAN	1:39.875	1:39.875	
28	G. TIDD	31.608	P. CONWAY	36.610	T. SIMS	32.208	T. SIMS	1:40.212	1:40.566	
29	P. CONWAY	31.829	T. SIMS	37.055	D. HALL	32.218	P. CONWAY	1:40.566	1:40.694	
30	T. HERBERT	32.378	T. HERBERT	37.503	D. YAGAN	32.280	D. LODGE	1:43.435	1:43.555	
31	D. LODGE	32.669	C. HENNESSY	38.394	T. HERBERT	34.227	T. HERBERT	1:44.108	1:44.129	
32	F. DILLON	33.020	D. LODGE	38.678	F. DILLON	34.344	F. DILLON	1:46.239	1:46.244	
33	C. HENNESSY	33.768	F. DILLON	38.875	C. HENNESSY	36.297	C. HENNESSY	1:48.459	1:48.733	

The results are provisional until the end of the time limit for protests and appeals.

Chief Timekeeper - Colin Rothwell

Clerk of Course - Tony Bolin



COMPUTIME RACE TIMING SYSTEMS PTY LTD
www.computime.com.au

E-mail: scott@computime.com.au / Ph: 0418 17 13 17





Round 1 - Winton : 10 & 11 April

FORMULA SPORT

LEG 2 (Event 11)

Date: 10/04/21
Event: R04
Weather: Cloudy - Temp: 18C
Track: Dry

Started at: 14:19:14
Laps: 5
Starters: 35
Printed at: 14:29

PROVISIONAL GRID SHEET



	3 808 J. MARINELLO 7:31.908	2 21 D. LEONARD 7:22.763	1 119 A. ROGERS 7:22.674	1
6 77 B. HOLDEN 7:39.013	5 52a M. HAWKSLEY 7:33.932	4 65 N. MCKENZIE 7:32.181		2
	9 41 P. BUCKMAN 7:48.106	8 39 A. LOOMES 7:44.247	7 22a B. THOMPSON 7:39.215	3
12 26 J. KIELY 7:58.554	11 22 G. NANKERVIS 7:57.434	10 36 C. DUFFY 7:52.303		4
	15 8 B. LEVIN 8:08.209	14 15 R. MARROCCHI 8:07.357	13 211 J. HILL 8:00.257	5
18 T61 J. REES 8:24.032	17 686 T. DAVIES 8:22.716	16 37a G. SNAITH 8:08.209		6
	21 62 P. BURKE 8:26.051	20 15a J. HENDERSON 8:25.905	19 333 P. HARRISON 8:25.270	7
24 37b P. CONWAY 8:38.495	23 99 D. HALL 8:32.985	22 6 C. BOURNE 8:26.791		8
	27 81 G. TIDD 8:51.636	26 39a D. YAGAN 8:42.453	25 48 R. DAFF 8:42.416	9
30 808a T. HERBERT 9:03.889	29 42 D. LODGE 8:58.797	28 71a T. SIMS 8:51.920		10

Chief Timekeeper - Colin Rothwell

Clerk of Course - Tony Bolin



COMPUTIME RACE TIMING SYSTEMS PTY LTD
www.computime.com.au

E-mail: scott@computime.com.au / Ph: 0418 17 13 17





Round 1 - Winton : 10 & 11 April
FORMULA SPORT
LEG 2 (Event 11)

Date: 10/04/21
Event: R04
Weather: Cloudy - Temp: 18C
Track: Dry

Started at: 14:19:14
Laps: 5
Starters: 35
Printed at: 14:29

PROVISIONAL GRID SHEET

33
50 K. GROSSER
3:24.207

32
88 C. HENNESSY
7:35.039

31
62a F. DILLON
7:23.539

11

35
616 W. DOWNIE
4.582

34
262 D. ARNOLD
3.399

12